


# Nature's Murals




Fine Art Landscape Workshops  
with  
Master Landscape Photographer  
Tim Wolcott

from Digital Fusion for 2010



“There are no short cuts. Great photography requires understanding light and composition, vision and patience – simple discipline – simple but never easy.”

Timothy Wolcott



# About Tim Wolcott:

Former head consultant for the  
Smithsonian & Library of Congress

Highly Honored Photographer in the 2009 Nature's Best Photography Windland Smith Rice International Awards.

Winner of the best 2009 Oceans contest by Nature's Best held at the Smithsonian.

Tim's work has been exhibited in more than 17 countries and throughout the U.S.

Tim Wolcott says that photography must run through his veins because the Wolcotts have been in photography longer than any other family in the world. Alexander Wolcott received the first patent for a camera and had the first exhibition of photography in 1840 as well as the first studio. Tim got his start when he won a blue ribbon and a Gold Key Award in a high school competition sponsored by Eastman Kodak. He later apprenticed with George Phillips, a friend of Ansel Adams and the Westons, "I guess you could say I'm an apprentice to every piece of art I have ever seen".

Tim believes that the art of pre-visualizing, visualizing and post-visualizing an image before creating it is a lost art that needs to be resurrected. He often uses past images and experiences to create new ones. He also believes that lighting is what makes a great photograph; he even asks, "...how many of us have been stopped in our tracks when nature reveals her magic?"

His attitude regarding composition is that if it is perfect, the subject will sing – he often likens photography to music. If there is too little space, the image will appear crowded and unable to breathe; too

much space means a lot of dead space. Continuing in the musical vein, Tim states that, "Picking the right angle to photograph is like a good song – your eye flows through the image without any effort."

Tim's images can be seen at:

<http://www.timothywolcott.com/index.html>





Tim teaches like the old masters taught. Tim's unique formula of modern mixed with old tech will excite you and teach you to think about what you are trying to capture and bring to life.

### What you will learn during your workshop

- \* Composition - I teach by looking at the image and finding your location, not by looking through the view finder. For it's the view finder that gets in the way of your composition being perfect.
- \* Lens Selection - Choosing the right focal length. The correct lens will give your image tremendous depth making the viewer walk into your image and make it come alive.
- \* Hyper Focal Length - What does it mean and how to use it. Choose what you want in focus and make the image become 3 D.
- \* Understanding Light - The ability to see and recognize great lighting, Waiting to apply your own great lighting is planned, its not just captured by continuous shooting.
- \* Patience - The ability to wait and see the lighting that will illuminate your mind and image.
- \* The Right Equipment - Make your equipment work for you not against you.
- \* Pre-Visualization - The ability to mix great lighting, composition, depth of field , the right angle and the right focal length to make your image so life like that it explodes off the print. Images are created by the photographer not captured, Its this combination that will drive you to create by design the master images of tomorrow.


\* Stitching Images - I will teach you my technique to create amazing panoramic images.




5 Pano stitches



5 Pano Stitches



10 Pano Stitches



3 Pano Stitches

# Workshop Locations


Utah - Bryce, Capital Reef & Escalante National Parks, Kodachrome Basin  
(September)

Texas - Texas Spring Flowers - Brenham or the Hill Country  
(April 5 to 10, 11 to 16)

California - Tehachapi - Sequoia  
California Spring flowers - Tehachapi - March,  
Sequoia - June 13th to 18th

New England - New Hampshire - Pennsylvania  
October 2010

All workshops are all inclusive except air-fair.



# Utah


5 Day Trip July 12 to 16



Shooting area: Bryce Canyon &  
Capital Reef National Parks, Escalante  
Stair Step National Monument,  
Kodachrome Basin

\$3990.00

Fly into Las Vegas





# California Wild Flowers



3 day trip to the Arvin & Gorman areas.  
Stay in Bakersfield 2 nights  
March

\$1750.00

Fly into Ontario



# Texas Spring Flowers




Two - 5 day workshops  
starting in April

April 5th to April 10th


April 11th to April 16th

\$3990.00

Texas Hill Country/Brenham  
Fly into Austin



# Sequoia National Park




5 day workshop in  
Sequoia National Park

June 13th to 18th

Stay at the Wuksachi Lodge 5  
miles from the great valley.

\$3990.00

Fly into Ontario, Ca  
or Los Angeles



# Pennsylvania



5 day workshop - Shooting in and around Ricketts Glen State Park:

The park consists of virgin forests with 27 major waterfalls, 40 plus little waterfalls, beautiful rivers, ponds and lakes at the top of the falls.


There is a gourmet restaurant 3 miles from the B&B and its located 1 mile from the park entrance.

\$4490.00

Fly Into Williamsport, PA



# New Hampshire ~ Maine




5 day Workshop ~ shooting in and around the Mt. Washington Area & the White Mountains in New Hampshire and/or Acadia National Park and surrounding areas in Maine.

October 2010

\$4490.00



fly into Portland or Manchester, NH



# Things to know:

## 1). What is covered in your price?

Cost covers all expenses including hotel, food, transportation to and from the assigned airport. You are responsible for your airfare.

## 2). What camera equipment and computer requirements are there?

Attendees are required to have either a Medium format camera system with a digital back or a high end DSLR with interchangeable lenses. A tripod, laptop with CS3 and Capture One 5 Pro raw processing software. Digital fusion will provide as part your workshop a license for Capture One 5 Pro.

Email Tim for more information on field equipment, clothing and camera requirements.

Email: [naturesmuralsworkshops@yahoo.com](mailto:naturesmuralsworkshops@yahoo.com)

## 3). Are the workshop dates exact?

The "California Wildflowers" workshop dates may change a few days, due to time of bloom.

## 4). What digital camera equipment does Tim use?

Since 2006 Tim has been shooting his award winning images with a Phase One P45 Medium format digital back. "My Phase One digital back gives me a 12-stop dynamic range with 16 bit color. Phase One has allowed me to realize my vision in photographing great images". My camera equipment is a Mamyia 645 AF II camera body with a wide variety of Mamyia lenses from 28mm to 300mm.

## 5). What raw processing software does Tim use?

To process my raw files, I use the current version of Capture One Pro . V5.02

## 6). How large are the class sizes?

Class size is limited to 10 people. There will be 1 instructor for every 5 people.

## 7). What if I want to purchase a Phase One Medium format system before or after my workshop? Will there be special package pricing for workshop attendees?

Yes, based on the system you purchase, Digital Fusion will discount up to the entire cost of the workshop. That could up to \$4490.00.

For more information on special package pricing contact: [chrisbenes@digitalfusion.net](mailto:chrisbenes@digitalfusion.net)



## 8). What happens after the workshop? What follow-up do Digital Fusion and Tim provide?


As part of your workshop, Digital Fusion will provide two 30 x 40" prints of your images and ship them to your home. Tim will also provide ongoing portfolio review for 1 year via "DF Studio". DF Studio is a private, secure, online image management system that allows you to collaborate from any computer in the world. Digital Fusion will provide you with a free 1 year subscription.

For more info on DF Studio..... [DF Studio](#)

## 9). Does Digital Fusion offer any other workshops or classes with Tim?

Yes, there are Beginning Landscape Photography Classes starting March 19th and 20th at Digital Fusion's Culver City office and Feb 19th and 20th in Irvine, Ca. This class is a great place to start with 5 hours of instruction at a very affordable price of \$350.00.

For more info or to register .....[Beginning Landscape Classes](#)



## 10). This sounds very exciting! I want to find out more! What Next?

First, start with an email to Tim with your contact info including your phone number.

Email: [naturesmuralsworkshops@yahoo.com](mailto:naturesmuralsworkshops@yahoo.com) Tim will then call you to learn about your experience and expectations. He will describe your chosen workshop and trip details. Tim provides a personal touch combined with patience, discipline and great locations that will help you create YOUR lasting master images.

Second, call or email Chris Benes..... [chrisbenes@digitalfusion.net](mailto:chrisbenes@digitalfusion.net) He will be your contact for Phase One Medium Format Camera systems and Phase One Digital Backs, workshop deposits and payments, DF Studio, Archiving, Retouching and Fine Art Printing information.

Office: 310-253-9008 ext. 154 Cell: 714-330-3166

Digital Fusion 3542 Hayden Avenue, Culver City, Ca 90232 310-253-9008

Capture - Rental - Phase One Retouch - CGI - Print - Scan DF Studio - Process - Archive